

5/21/20

Dear Students, Families, and Friends,

The activities on the next several pages were created for you to sharpen your skills, challenge yourself, and explore learning. These are not meant to replace classroom learning and parents are not being asked to replace teachers. If at any time, you are confused about an activity, need some extra support, or maybe just need to talk with someone, our teachers and staff are here for you.

- All teachers keep regular office hours from 9am until noon each school day.
- All teachers and staff can be contacted by email (firstname.lastname@fsd145.org).
- Some teachers also use Remind, Schoology, or Google Classroom to send and receive messages.

For the most current information about our emergency closure and remote learning plans, please visit our website (<https://www.fsd145.org/emergency>) for regular updates. You will always find information sorted by date, so it should be easy to follow the most recent updates.

Take care and stay safe. We'll see you soon,

From all of us here at Freeport School District



Remote Learning Day Student Activities:

[May 21](#)

[May 26](#)

[June 1](#)

[Social Emotional Learning \(SEL\)](#)

[May 22](#)

[May 27](#)

[Electives](#)

[May 28](#)

[May 29](#)

Pre-K			5/21/20 - 6/1/20
Theme(s)	ELA Skills Focus	Math Skills Focus	Other Skills Focus
Farm Animals	Using Books	Counting	Caring for plants
	Retelling stories	Quantities	Developing muscles
Awesome Animals			

Remote Learning Activities for Students

Pre-K -- May 21

Parents: Choose two activities from each page each day.

	Math	Reading and Writing	Science/ Social Studies	Extra Challenge
Activity 1 and Instructions	<p>Sing the song 5 Little Ducks song https://www.youtube.com/watch?v=pZw9veQ76fo&vl=en</p> <p>5 Little Ducks went out one day, over the hills and far away. Mother duck says quack,quack, quack, quack, but only 4 little ducks came back. Continue with 4, 3, 2, 1</p> <p>Sad mama duck went out one day, over the hills and far away. Mother duck said, “quack, quack, quack,quack”, and all of the 5 little ducks came back.</p> <p>Extra: Draw 5 ducks and cut them out. Use them for your finger play.</p> <p>How many do you have? How many are left?</p> <p>6.A.ECa 6.A.ECb</p>	<p>Read the story/listen to the story:</p> <p>Duck on a Bike by: David Shannon</p> <p>https://www.youtube.com/watch?v=pmAzhohAels</p> <p>What happened in the story? Who was the main character? What happened in the beginning, middle and end?</p> <p>2.D.ECa</p> <p>Or</p> <p>Create your own Story</p> <p>Take 3 pieces of paper and fold in half. Draw a picture on each page. Tell an adult what you drew as they write it on the pages for you. Show and tell your story to others. 5.B.ECb</p>	<p>Farmers need to plant and water their crops. Help a grown up with planting flowers, creating a garden or just taking care of established plants by watering them.</p> <p>Watch your plants grow and talk about how they have changed over time.</p> <p>12.A.ECa 12.A.ECb</p>	<p>Play “Farm Animal Charades.” Take turns pretending to be a farm animal and see if the other person can guess which animal you are!</p> <p>19.A.ECb</p>
Activity 2 and Instructions	<p>Graphing: A lot of healthy foods come from a farm.</p> <p>Find some fruits and veggies in your pantry or refrigerator.</p> <p>Make a graph of how many you have of each? Which has more or less?</p> <p>Ex: 3 apples 5 carrots 8 pieces of celery 2 bags of peas</p> <p>6.D.ECa 6.D.ECb</p>	<p>Letter sounds</p> <p>Practice letter sounds by using animal names.</p> <p>Grown- up says it. Then the child repeats it. Can your child tell you what letter it is?</p> <p>H - Horse D - Duck C - Cow P - Pig G - Goose S - Sheep R - Rooster</p> <p>4.C.ECd</p>		

Be sure to check the specials (Art, Music, PE) and the Social/Emotional Learning pages for more grade specific activities.

Parent Signature: _____

Remote Learning Activities for Students

Pre-K -- May 22

Parents: Choose two activities from each page each day.

	Math	Reading and Writing	Science/ Social Studies	Extra Challenge
Activity 1 and Instructions	<p>Take a drive outside of town past some farms and watch for farm animals out the window.</p> <p>Count how many cows you see? How many other kinds of farm animals did you see?</p> <p>6.A.ECa</p>	<p>Cows say "Moo". How many words can you come up with that rhyme with "Moo"?</p> <p>Examples: zoo, boo, two, clue, new, etc.</p> <p>4.C.ECb</p>	<p>Butter Experiment:</p> <p>Making butter is easy. Add some whipping cream to a jar with a tight lid. Shake it and shake it some more. It will turn into butter.</p>	<p>Cows make milk, which is used to make dairy products. Look in your fridge and try and find a dairy product. Have a taste of something made from dairy (yogurt, cheese, ice cream, etc.)</p>
Activity 2 and Instructions	<p>Everyone likes different flavors of milk (chocolate, strawberry, white). Predict which flavor will have the most.</p> <p>Make a chart with three areas (chocolate, strawberry, white) on paper. Then ask family who live in your house what their favorite is and mark it on your chart. Then call other family/friends on the phone and ask them their favorite.</p> <p>Which flavor has the most? Which flavor has the least?</p> <p>10.B.ECa 10.B.ECb</p>	<p>Listen to the story <i>Click, Clack, Moo, Cows That Type</i> by Doreen Cronin.</p> <p>https://www.youtube.com/watch?v=3rhGzj6Dt1E</p> <p>Imagine you were a cow on a farm. What kinds of things might you want or need if you were a cow? Draw a picture of the things you would want if you were a cow.</p> <p>2.A.ECa 2.B.ECa</p>	<p>11.A.ECc 11.A.ECf</p>	<p>What's your favorite dairy product? Why?</p> <p>12.C.ECa 11.A.ECc 11.A.ECf</p>

Be sure to check the specials (Art, Music, PE) and the Social/Emotional Learning pages for more grade specific activities.

Parent Signature: _____

Remote Learning Activities for Students

Pre-K -- May 26

Parents: Choose two activities from each page each day.

	Math	Reading and Writing	Science/ Social Studies	Extra Challenge
Activity 1 and Instructions	<p>Practice counting to ten and then play "Hide and go Sheep!"</p> <p>One person is the sheepdog and counts to 10 while the others (sheep) hide. If the sheepdog barks, all the sheep must "Baa" as loudly as they can. Can the sheepdog find all the sheep?</p> <p>6.A.ECf</p>	<p>Draw a picture of a fluffy sheep to hang up in your home.</p> <p>19.A.ECe</p>	<p>Sheep on the farm provide the wool that we need to make many types of clothing. Have your adult check your clothing tags. Do you have any wool in them? Make a list of the items you find that have wool in them.</p> <p>11.A.ECc</p>	<p>Help</p> <p>Sheepdogs help take care of the sheep on the farm by rounding them up and putting them into a pen. Help your grown up "round up" your toys and put them into the toy box, just like a sheepdog.</p> <p>19.A.ECd</p>
Activity 2 and Instructions	<p>Sheep feel fuzzy and soft. Try to find 10 things in your home fuzzy and soft like a sheep. Have a parent write down your findings</p> <p>6.A.ECa 12.C.ECa</p>	<p>Recite:</p> <p>There are lots of rhymes about sheep. Try to say this one: Mary had a little lamb, Little lamb, little lamb Mary had a little lamb Whose fleece was white as snow. Everywhere that Mary went, Mary went, Mary went Everywhere that Mary went The lamb was sure to go!</p> <p>4.C.ECb</p>	<p>11.A.ECc</p>	<p>19.A.ECd</p>

Be sure to check the specials (Art, Music, PE) and the Social/Emotional Learning pages for more grade specific activities.

Parent Signature: _____

Remote Learning Activities for Students

Pre-K -- May 27

Parents: Choose two activities from each page each day.

	Math	Reading and Writing	Science/ Social Studies	Extra Challenge
Activity 1 and Instructions	<p>Roosters help wake up everyone on the farm. We usually use alarm clocks or alarms on our phones to wake up. Find a clock in your house and name the numbers on it. Have your adult talk about what number (time) comes before or after another number (time). Write down your daily schedule using the numbers on the clock. What time do you wake up, eat, take a bath, etc.</p> <p>7.A.ECd</p>	<p>Imagine what would happen on the farm if the rooster forgot to wake everyone up? Would the farmer wake up? Would the animals wake up? Make up a story about what would happen with your family. Draw pictures to go with your story.</p> <p>5.B.ECb</p>	<p>Roosters help the farmer and the animals by waking everyone up. Make a plan with your family that will make the mornings easier for everyone at your house...lay out clothes, set the breakfast table, etc.</p> <p>30.C.ECb</p>	<p>When the sun is shining, go outside and move around. Can you cluck like a chicken, "crow" like a rooster? Pretend to be different farm animals while you play outside.</p> <p>12.A.ECa 19.A.ECa</p>
Activity 2 and Instructions	<p>Sing "Old McDonald had a Farm" And think of as many animals as you can. Sing until you run out of animals and count them as you go. How many "rounds" of the song did you sing? Try it again another day and see if you can think of more animals that you forgot the first time.</p> <p>6.A.ECa</p>	<p>Chickens hatch out of an Egg. Egg starts with the letter "E". Practice writing the letter "E" and find other things in your house or yard that start with that letter too. Have your adult help you write them down.</p> <p>4.B.ECb</p>		

Be sure to check the specials (Art, Music, PE) and the Social/Emotional Learning pages for more grade specific activities.

Parent Signature: _____

Remote Learning Activities for Students

Pre-K -- May 28

Parents: Choose two activities from each page each day.

	Math	Reading and Writing	Science/ Social Studies	Extra Challenge
Activity 1 and Instructions	<p>Counting Farm Animals Use play dough and toy animals (or create your own on paper) to create your own farm scene. Be creative. What will the animals do on the farm? Count how many animals that you have on your farm. Make a list of the number of each animal:</p> <p>2 Sheep 4 Cows 3 Chicken</p> <p>6.A.ECf</p>	<p>Farmer Says Game Ask someone in your family to play 'Farmer Says' with you (like "Simon Says").</p> <ul style="list-style-type: none"> ● Farmer says "Moo like a cow!" ● Farmer says "Roll on the ground like a pig." ● Farmer says "Drive a tractor." ● Farmer says "Gallop like a horse." <p>1.A.ECa</p>	<p>Let's Pretend! A farmer is someone who grows plants and raises animals for human use. Farmers have to work very hard and long hours in order to be successful. The work of farmers is necessary for human survival. Pretend to be a farmer. Dress up with a hat, a bandana, and boots if you have them. Pretend to care for the animals on your farm. What animals live on your farm? Pretend to ride a horse. What is your horse's name? Pretend to feed the animals on your farm.</p> <p>14.D.ECb</p>	<p>Story Listen to the story of Mrs. Wishy Washy's Farm. https://www.youtube.com/watch?v=cizS3vyV8ks</p> <p>In the story, Mrs. Wishy Washy wanted to give her animals a bath. Fill up your bathtub and take a bubble bath. You could even wash some of your toys!</p> <p>2.A.ECa</p>
Activity 2 and Instructions	<p>Farm Graph Have you been to a farm? How about the people in your family? Take a piece of paper and make two columns. One for yes and one for no. Ask the people in your family if they have been to a farm before. Put a mark under the column for their answer. Count how many marks are in each column. Write the number for each column.</p> <p>10.B.ECa</p>	<p>Song</p> <p style="text-align: center;"><u>The Animals On the Farm</u> (To the tune of 'Wheels on the Bus')</p> <p style="text-align: center;">The cow in the barn goes moo, moo, moo. Moo, moo, moo. Moo, moo, moo. All around the farm.</p> <p style="text-align: center;">Repeat</p> <p>The pig in the pen goes oink, oink oink... The hens in the coop go cluck, cluck, cluck The lambs on the hill go baa... The ducks in the pond go quack...</p> <p>2.C.ECa</p>		

Be sure to check the specials (Art, Music, PE) and the Social/Emotional Learning pages for more grade specific activities.

Parent Signature: _____

Remote Learning Activities for Students

Pre-K -- May 29

Parents: Choose two activities from each page each day.

	Math	Reading and Writing	Science/ Social Studies	Extra Challenge
Activity 1 and Instructions	<p>Run:</p> <p>Cheetahs are the fastest animals on land! How fast can you run? Go outside with your grown up and ask them to time you while you with a stopwatch. Try it again; can you run faster?</p> <p>6.D.ECb 7.C.ECb</p>	<p>Write:</p> <p>Ocean and octopus start with the letter O. Practice writing the O. Remember to start your circle at the top and then go around.</p> <p>4.B.ECd</p>	<p>All week, we are going to be scientists who observe and learn about animals. You can draw or talk about your favorite animal.</p> <p>You can watch some of the savanna animals here.</p>	<p>During the middle of the day, lions sleep a lot to save their energy. Help your grown up change your sheets or make your bed, so that you're ready to sleep like a lion tonight.</p>
Activity 2 and Instructions	<p>Discovering and counting:</p> <p>Try to find savanna animals at home (lions, elephants, zebras, giraffes, crocodiles ...) Check your stuffed animals, toys or story books? How many animals have you discovered? Can you order by size?</p> <p>6.A.ECf 8.A.ECa</p>	<p>Read your favorite book about an animal.</p> <p>There are many good books about animals: Giraffes Can't Dance by Giles Andreae A Parade of Elephants by Kevin Henkes 1,2,3, to the Zoo by Eric Carle</p> <p>Draw a picture about your favorite animal and tell someone a story about your animal.</p> <p>2.A.ECa 5.B.ECc</p>	<p>WebCam : https://animals.sandiegozoo.org/live-cams</p> <p>11.A.ECb 11.A.ECf</p>	<p>12.B.ECa 23.B.ECa</p>

Be sure to check the specials (Art, Music, PE) and the Social/Emotional Learning pages for more grade specific activities.

Parent Signature: _____

Remote Learning Activities for Students

Pre-K -- June 1

Parents: Choose two activities from each page each day.

	Math	Reading and Writing	Science/ Social Studies	Extra Challenge
Activity 1 and Instructions	<p>Bake/Measuring:</p> <p>Important food is grown in the rainforest: bananas, coffee, cinnamon, cocoa, and vanilla are just a few examples. Bake cookies with your grown up using vanilla, cinnamon, or chocolate chips.</p> <p>What kind of cookies are you going to make?</p> <p>What measuring spoons and cups do you need?</p> <p>What will happen when you mix it all together?</p> <p>How long do your cookies take to bake? 7 C.ECa</p>	<p>Jungle Animals</p> <p>The jungle is an area that is covered in trees, plants and vines. It is home to lots of fascinating animals.</p> <p>Clap out the sounds of names of different animals you can see in the jungle:</p> <p>Sloth - Sloth Leopard - Leop/ard Alligator - Al/li/ga/tor Monkey - Mon/key Tiger - Ti/ger</p> <p>4.C.ECc</p>	<p>The Atlanta Zoo has a lot of rainforest animals. You can see pictures and read more about them here: https://zoolatlantia.org/animals/</p> <p>Draw a picture of your favorite animal you can see at the zoo.</p> <p>What color are they? What do they eat?</p>	<p>Macaws are beautiful birds in the rainforest.</p> <p>Go on a hike and look for birds in your neighborhood.</p> <p>What color are they? Do they make noises? What size are they? How close can you get to them before they fly away?</p> <p>12.A.ECa 12.B.ECa 12.B.ECb</p>
Activity 2 and Instructions	<p>After baking the cookies, eat it together with your family members.</p> <p>Make a graph on the number of cookies each of you ate. Compare who ate the least number of cookies and who ate more.</p> <p>6.D.ECb 10.B.ECa</p>	<p>Mystery Write!</p> <p>Choose one animal from the list below:</p> <p>Sloth, Leopard, Alligator, Monkey and Tiger</p> <p>Write the name of your chosen animal in a blank paper using white crayon. Then paint it with water color to make it appear.</p> <p>5.A.ECa 5.A.ECb</p>	<p>11.A.ECf 12.A.ECa</p>	




Be sure to check the specials (Art, Music, PE) and the Social/Emotional Learning pages for more grade specific activities.

Parent Signature: _____

Remote Learning Activities for Students

Pre-K-- (SEL) Theme: Empathy

The columns below offer choices for student activities for any day.

Social Emotional Learning Choice Board aligns with standards 2A.1a Recognizes others may have different feelings about situations. 2A.1b Listens to others to identify their feelings.		
<p>Labeling Feelings Ask children to describe how they might feel in these three different bullying situations:</p> <ul style="list-style-type: none"> -If they saw someone being hurt -If they were being hurt themselves -If they hurt someone <p>Explain that hurting others can lead to strong feelings, such as anger, sadness, and fear. While it's okay to feel these feelings, it's never okay to not keep your hands to yourself and purposely hurt others.</p>	<p>Different and Similar Discuss the main ways that children are different from one another. Prompt them with examples, if needed.</p> <ul style="list-style-type: none"> -Some children are big, and others are small. -Some children run fast, and others run slowly. -Some children like to play with blocks, and others like to draw pictures <p>Ask, "How are you different from some of your friends and family members?"</p>	<p>Helping Others Feel Better First, use these questions to discuss with your child what children can do to help others feel better:</p> <ol style="list-style-type: none"> 1. How can you know how someone else feels? 2. How can we recognize when another child is feeling bad or left out? 3. How can we cheer up children who feel bad and help them feel better? <p>Next, use role-playing to help children practice recognizing a child who is feeling hurt and helping the child feel better.</p>
<p>Acts of Kindness Discuss how being kind is the opposite of hurting others because it helps another person have a happy feeling instead of a bad feeling.</p> <p>Draw a picture of a happy feeling</p>	<p>Modeling Helpfulness Discuss what it means to be a helpful person and some ways to help grownups around the house.</p> <p>Name 3 chores you could help with at home. Pick your favorite one and practice being helpful.</p> 	<p>Role-Play with Empathy</p> <p>Empathy is the ability to understand and share the feelings of another.</p> <p>Pretend you are in the following scenarios with your child. How can you encourage empathy with the following:</p> <ul style="list-style-type: none"> • ... a friend did not want to play • ...his puppy needs surgery • ...all friends going to the movie but you • ...someone drew a better picture • ...someone told a secret of yours • ...he cleaned his room • ...kids laugh at her at the park <p>Draw some possible outcomes.</p>
<p>Kind Words Materials: cotton balls or something with a soft texture and sandpaper or something with a rough texture How can the way we speak to someone help them? How can it hurt? First focus on the cotton balls. Rub them on your hands and arms and use descriptive words to describe how they feel. If cotton balls were like words what words would they be? Example: Please, thank you, good job, your hair looks nice. Now focus on the sandpaper and use descriptive words to describe how it feels. If words were like sandpaper what words would it be? Example: Calling names, yelling, saying things that are hurtful. Next have an adult help you scrape the sandpaper on some wood or plastic. Look at the mark it left and discuss how "sandpaper words" hurt feelings. Finally discuss the importance of using "cotton ball words" instead of "sandpaper words" to solve problems.</p>	<p>Walk a Minute (Mile) in Someone's Shoes!</p>  <p>Pick a person in your family. Spend some time doing the things they do; Ideas: chores, jobs, responsibilities, etc...</p> <p>At the end of the day (or time) sit down and talk about what it was like.</p> <p>Was it easy? Hard? What would you change? How did it make you feel? How can you better understand that person now?</p>	<p>Kindness Bucket</p> <p>Think of as many ways to be kind as you can Example: Putting clothes in a basket, picking up toys, throwing something in the garbage, etc.</p> <ol style="list-style-type: none"> 1. An adult will write down every act of kindness on a piece of paper. 2. Put each piece of paper in the bucket. 3. Try to fill your kindness bucket up to the top with your ideas. 4. When you want to do something kind, go to your bucket and take out one of your ideas. 

Parent Signature: _____

Remote Learning Activities for Students

Pre-K -- (Electives)

The columns below offer choices for student activities for any day.

Art	Music	PE/Health
<p>Create a farm mural. Each day, draw a new picture to add to your farm.</p> <p>Day 1: draw a barn and a silo Day 2: a cow or 2 or more Day 3: fluffy sheep Day 4: add some hens and a rooster Day 5: add a farmer, tractor and any other animals.</p> <p>Hang the drawing up for everyone to see!</p> <p>25.A.ECd</p>	<p>Sing Old MacDonald Had a Farm together.</p> <p>Old MACDONALD had a farm E-I-E-I-O And on his farm he had a cow E-I-E-I-O With a moo moo here And a moo moo there Here a moo, there a moo Everywhere a moo moo Old MacDonald had a farm E-I-E-I-O</p> <p>Continue with other animals. Duck, horse, sheep, pig, donkey, etc. 25.A.ECc</p>	<p>In the story, <u>Duck on a Bike</u>, Duck taught all the animals in the story how to ride a bike. Do you have a bike? Go for a bike ride with a grown-up. Remember to wear a helmet to protect your smart brain!</p> <p>19.A.ECa</p>
<p>Paint: You need paper, paint and string.</p> <p>Dip some string in some paint and drag it across the paper like a snake. Can you make your string snake coil up? Stretch out? Wiggle side to side? What does it look like when you do it on paper with paint?</p> <p>25.A.ECd</p>	<p>Recite:</p> <p>There are lots of rhymes about sheep. Try to say this one: Mary had a little lamb, Little lamb, little lamb Mary had a little lamb Whose fleece was white as snow. Everywhere that Mary went, Mary went, Mary went Everywhere that Mary went The lamb was sure to go!</p> <p>4.C.ECb</p>	<p>Be a Jungle animal!</p> <p>Creep slowly like a sloth Leap high like a leopard Run fast like a cheetah Crawl on your belly like an alligator Act silly like a monkey Growl like a tiger</p> <p>Can you make your own?</p> <p>19. A.ECb</p>
<p>Paint: Go outside and draw a savanna scene with chalk. What color are your savanna animals? Did you draw an elephant, a lion, a giraffe?</p> <p>25.A.ECd</p>		<p>When the sun is shining, go outside and move around. Can you cluck like a chicken, "crow" like a rooster? Pretend to be different farm animals while you play outside.</p> <p>12.A.ECa 19.A.ECa</p>

Parent Signature: _____